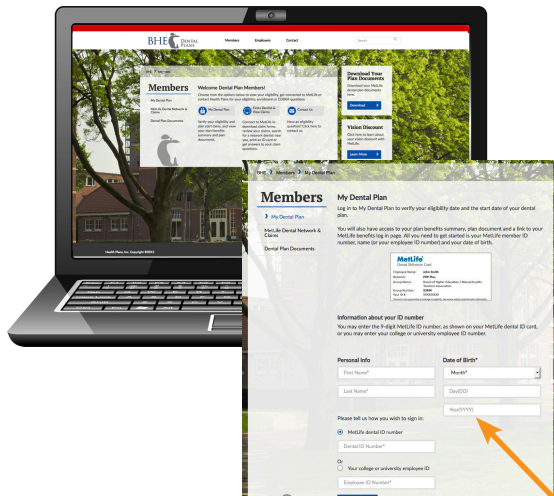


Print Your ID Card and View Your Claims


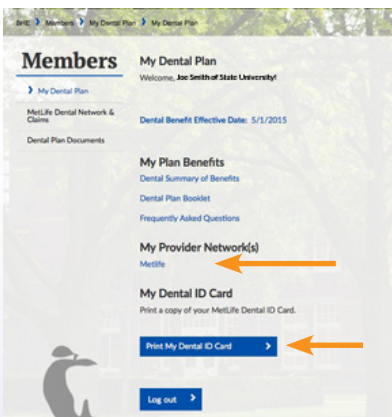


Log in to My Dental Plan where you can:

- Print your MetLife dental ID card
- Access your MetLife Employee Benefits page to :
 - View your dental claims
 - Get answers to claim questions
 - Find network dentists near you

Get Started:

- 1 Go to HealthPlansInc.com/bhe
- 2 Choose **Members**
- 3 Click **My Dental Plan** and log in
- 4 Click **Print My Dental ID Card** to view or print a copy of your card
- 5 Click **MetLife** to access your personal MetLife Employee Benefits page



- 6 View the menu on the upper right corner of the MetLife Employee Benefits page to:

- Review Dental Coverage

Use the tools in the center of the page to:

- Check the status of a claim
- Find a Dentist



HealthPlansInc.com/bhe

16-3140-061416